

Read this Instructions For Use carefully before testing.

MIZUHO MEDY Co., Ltd.

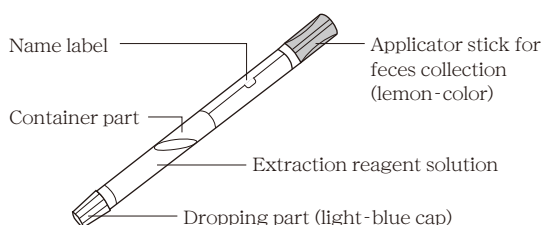
Quick Chaser® H. pylori Feces collection set

[Contents]

- 1) Extraction reagent solution (feces collection container) - 10 pieces
- 2) Instructions for patients (feces collection) - 10 copies
- 3) Resealable plastic bags (for submission) - 10 pieces

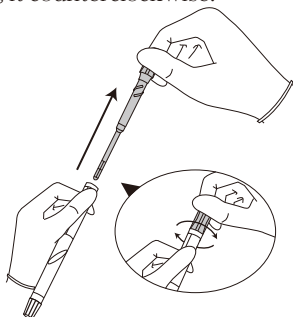
[Feces collection]

●Details of feces collection container



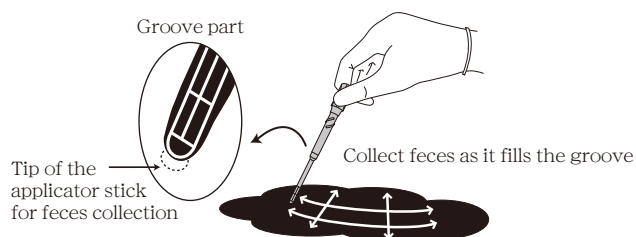
●Feces collection

- ① Remove lemon-color applicator stick for feces collection by lightly turning it counterclockwise.



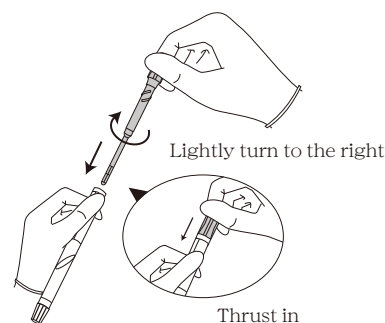
※Do not remove light-blue cap at this time. Do not tilt the portion of the opening sideways or downward while the lemon-color applicator stick for feces collection is removed, as it may cause specimen diluent in the specimen container to spill out.

- ② Scrape the feces evenly with groove part of an applicator stick for feces collection.



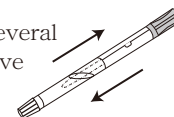
※Depending on the nature of the feces, it may not be collected correctly, so collect as much as possible to fill the groove. Remove the feces attached to the tip of the applicator stick for feces collection. Do not collect directly from the rectum with an applicator stick for feces collection.

- ③ Put the applicator stick for feces collection back into the container by lightly turning it to the right and thrusting in.



※Lightly turn the applicator stick for feces collection to the right and thrust in firmly.

- ④ Shake the specimen container vigorously several times to dissolve fecal specimen in the groove to provide a good homogenous specimen.



[Considerations for feces collection]

- 1) Use fresh feces for testing.

[Procedural precautions]

- 1) Warn the following matters at the time of handing feces collection container over to patients.
 - ① Do not swallow diluent buffer or fecal suspension, and avoid contact with eyes and nose. If swallowed or come in contact with eyes and nose, wash out thoroughly with water and receive medical treatment from a doctor.
 - ② Keep out of reach of children.
- 2) Do not use this product beyond expiration date.
- 3) Test a prepared sample promptly. If you must preserve the sample, keep under 30°C for up to 7 days, and refrigerate if exceed 7 days. When using the preserved sample, return to 15~30°C before use.
- 4) Perform *H. pylori* antigen test in accordance with Instructions For Use of test plates (sold separately).
- 5) When feces are precipitated in the specimen container at the time of testing, stir thoroughly until the feces are suspended evenly.
- 6) Thrust the applicator stick for feces collection firmly into the specimen container, so that fecal suspension does not leak from specimen container.
- 7) Do not loosen dropping part (light-blue cap) until you are ready to perform test as it causes specimen diluent or fecal suspension to leak from specimen container.
- 8) Regarding disposal of reagents and utensils etc., dispose of them in accordance with your local laws and regulations for waste disposal.

[Storage • Expiry]

- Storage : 1~30°C
- Expiry: 12 months (As indicated on package)

Technical information
Telephone +81-942-85-3845

“Quick Chaser” is a registered trademark of Mizuho Medy Co., Ltd.

Manufacturer: **Mizuho Medy Co.,Ltd.**

5-4 Fujinoki-machi, Tosu City, Saga, 841-0048 Japan

<https://www.mizuho-m.co.jp/en>